


NOVAFACE-2N

Facial Recognition System

Compact terminal with ultra-fast subject finding and local authentication



Product Description

NovaFace-2N™ is an advanced face recognition terminal that provides highly accurate face recognition in a compact and cost-effective embedded system. Employing the latest high performance ARM processors, the NovaFace-2N features an embedded face recognition module with its own imaging and algorithm co-processor for ultra-fast capture and processing of face images.

This architecture allows for the utilization of the latest and most powerful, but complex, face algorithms available. Now, The NovaFace-2N face recognition system not only provides a fully touchless and contactless user experience, but embedded solution matching accuracy is unparalleled! In authentication mode, capture speeds are virtually “walk-through”, while very fast image and template processing times make authentication decisions seem instantaneous.

The NovaFace-2N system is compact, with dimensions of only 100 x 200 x 36 mm, and can readily be mounted on any wall, desktop, kiosk

APPLICATION

Compact, wall-mountable terminal for high throughput access control, time & attendance, and ID management applications



front-plate, or turnstile.

The user interface is effortless and intuitive. Display color boxed face to indicate that fake face to orange color, unrecognizable to white color, masked to green color, no mask to yellow color. Subject's face can be found at up to 2 meters from the NovaFace-2N system, with an active capture range of 0.4 to 2 meters. The NovaFace-2N incorporates a highly innovative digital zoom feature that enlarges the subject's face image during capture, and automatically tilts the display centering as the subject moves within the capture volume.

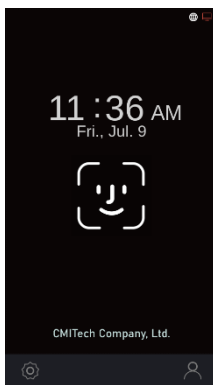
CMITech's proprietary deep-learning (neural network) based face-detector also enhances operation in a wide range of ambient lighting for deployment flexibility. User positioning instructions are clearly shown on the display to guide subject movements, while authentication and authorization decisions are presented immediately in clear notations around the subject's face.

The on-board white and NIR illuminators expand the deployment flexibility of NovaFace-2N, making it the ideal choice for advanced face recognition solutions across a diverse range of access control and time & attendance installations.

Simple and Intuitive Subject Positioning


NovaFace-2N detects and displays the subject's face over 2 meters from the system on the high-resolution color display. The subject will naturally walk toward the face capture range of 0.4 to 2 meters. Once the system recognizes the face, the result will be displayed immediately with colored indication box over the subject's face image.

Access Control Authentication (Verification)




LAUNCHER VIEW

Home Page for start-up and administrator control.




FACE DETECTION STARTS

White box around face shows which subject has been detected and is being actively processed




FACE RECOGNITION STARTS

Display color box around face indicates normal face (yellow) fake face (orange), or masked face (green)



IDENTIFICATION SUCCESS!

Subject is recognized and authorized: name and ID are shown.



IDENTIFICATION REJECTION

No match against internal, on-board data base.

Key Features

Feature	User Advantages
State of art optical design	Optical design utilizes highest quality optics and a very fast shutter speed, allowing the system to exceed industry norms for image quality.
Dual face cameras	Two cameras—one in visible and one in NIR—optimize face detection in the lowest of ambient lighting conditions and provide for superior live face detection.
Wide angle face imaging	Outstanding capture volume allows face recognition at distance range (stand-off) of 0.4 to 2.0 meters.
Advanced real time subject tracking with simple user instructions	NovaFace-2N accurately locates the subject face in real time.
Intuitive user interface	Modeled after latest smart-phone user displays, the user experience will be intuitive and effortless for almost all subjects.
Face matching engine	Integrated dual camera and algorithm co-processor to allow utilization of latest and most accurate face algorithm
Display of authentication (matching) results	Automatic display of matching results, positioned adjacent to subject's face.
Language support	English, Korean, Simplified Chinese, Traditional Chinese, Japanese, Arabic, Spanish, Italian, Turkish, French
Large on-board (embedded) face template data base	Stores up to 50,000 active face templates on-board in 1:N recognition (identification) mode.
High speed face matching	Up to 50,000 matches per second on-board.
Widest range of lighting conditions	Embedded illuminators in both white and NIR ranges expand use in adverse ambient lighting environments.
Standard multi-band RFID reader	MiFare, DesFire, FeliCa card support with standard embedded ISO/ IEC 14443 reader.
HID™ compatible card reader	HID Ominkey™ embedded card reader is optional, for compatibility with range of HID iClass™ cards
Live face detection	Yes, included in proprietary algorithm
Mask detection	Yes
BLE	Please inquire

Feature

PoE (power over Ethernet)

Powerful and simple SDK

Full range of deployment options

User Advantages

Optional

Based on CMITech's proven high level SDK architecture and code, the NovaFace-2N is simple to integrate. All APIs reside on host-side application in Windows C++, Windows C# (.NET) and Linux OS, so no device level programming is necessary. Reference code supplied with SDK.

Standard connections include Ethernet, dual Wiegand in and out, GPI, RS-485, dry contact relay, tamper detection, factory reset button, SIM socket

Technical Specifications

CPU	Quad core ARM Cortek-A7 with NPU
Memory	2 GB RAM; 8 GB FLASH
Number of cameras	Two (2)
Illumination	One visible (white) and one near-infrared (NIR) LED for optimal face detection and operation in low ambient light conditions
Dimensions	100 x 200 x 36 mm
Weight	420 g (without wall mount plate)
Wall mount plate	Standard
Display	5.0 inch (nominal), touch
Operating capture range	40 cm to 200 cm
User height range	140 cm to 210 cm (with system installed at 120 cm)
Face extraction (encoding) and matching algorithm	On-board face algorithm standard.
Performance (Speed)	Authentication within 1.0 sec / Enrollment within 5.0 secs
Fake face detection	Yes
Data base size, on-board	Maximum 50,000 subjects in 1:N mode (identification)
Text Log	5,000,000
Image Log	10,000
Audio In/Out	Embedded microphone and built-in speaker
Power requirement	15 to 24 V DC, 2A, Max 30 watt. Power supply included.
RF card reader	Standard ISO/IEC 14443 A/B, MiFare, DesFire, FeliCa
HID iClass compatibility	Optional Omnikey reader
BLE	Please inquire
I/O connections	RJ45 for Ethernet, Wiegand In and Out, GPI (3), dry contact relay, Tamper, Factory Reset, SIM Socket (optional), RS-485
USB	USB 2.0 host
OSDP	1 channel master or slave (uses RS-485 connector)
PoE	Optional (IEEE 802.3af)
Power requirement	12V to 24 V DC, 1.2A Max 12.5W. Power supply included.
Operating temperature	-20° C to 50° C
Operating humidity	10% to 90%
Certifications	ISO 9001, CE, FCC, KC, UKCA

Contact Information

Please Contact CMITech or your representative for more information about the NovaFace-2N product, CMIRIS Software Development Kits (SDK) and other supporting software.

CMITech Company, Ltd.

4th Floor #417~419, 136, LS-ro,
Dongan-gu, Anyang-si, Gyeonggi-do,
14118, Republic of Korea

Tel: +82.70.8633.8277

Fax: +82.31.624.4490

Contact: sales@cmi-tech.com

CMITech America, Inc.

2033 Gateway Place, Suite 500
San Jose, CA 95110 USA

Tel: (1) 408 573 6930

Copyright 2022 CMITech Company, Ltd.—All Rights Reserved.

CMITech Company, Ltd. reserves the right to make changes to specifications and features shown herein, or discontinue the product described at any time without notice or obligation.